

**ARUCC**  
2012 



## Post-Secondary Student Mobility Across Canada and Within Ontario

Report on PCCAT's National Research  
Project

Presented by PCCAT Research  
Subcommittee

ARUCC 2012 Conference - June 25-28 - Ottawa, ON

---

---

---

---

---

---

---

---

**ARUCC**  
2012 



## Background of Project

- Key focus of PCCAT is inter-jurisdictional student mobility
- Little known about extent of mobility and if students receiving transfer credit
- Role of Research Subcommittee to do research on these and other questions

ARUCC 2012 Conference - June 25-28 - Ottawa, ON

---

---

---


---


---

---

---

---

**ARUCC**  
2012 



## Background of Project

- Project 1 an in-depth study of inter-jurisdictional mobility and student success at four universities
  - York
  - U of S
  - U of A
  - UBC

ARUCC 2012 Conference - June 25-28 - Ottawa, ON

---

---

---

---

---

---

---

---

**ARUCC 2012**  

### Key Findings from Project 1

- Number of students transferring small
- Most transfer is university to university
- Geographical proximity important
- Students come with 1 to 2 years of credit

ARUCC 2012 Conference - June 25-28 - Ottawa, ON

---

---

---

---

---

---

---

---

**ARUCC 2012**  

### Key Findings from Project 1

- Most go into Arts and Sciences
- Significant transfer credit granted
- Credit granted shortens time to degree
- Performance similar by source province

ARUCC 2012 Conference - June 25-28 - Ottawa, ON

---

---

---

---

---

---

---

---

**ARUCC 2012**  

### Next Steps after Project 1

- Final report presented at PCCAT Annual Meeting in 2010
- Decision made to do broad-based survey of all universities in Canada but less in depth
- First job was to find funders

ARUCC 2012 Conference - June 25-28 - Ottawa, ON

---

---

---

---

---

---

---

---

**ARUCC 2012**  

## Funders for Project 2

- Considerable interest at numerous organizations about mobility in Canada
- Funding secured from several sources
  - Council of Ministers of Education, Canada (CMEC)
  - Colleges and Universities Consortium Council of Ontario (CUCC)
  - Higher Education Quality Council of Ontario (HEQCO)
  - Association of Registrars of the Universities and Colleges of Canada (ARUCC)

ARUCC 2012 Conference - June 25-28 - Ottawa, ON

---

---

---

---

---

---

---

---

**ARUCC 2012**  

## Research Subcommittee Members

- Noel Baldwin, Council of Ministers of Education, Canada
- Maureen Callahan, Colleges and Universities Consortium Council of Ontario
- Henry Decock, Seneca College
- Erich Dohei, Alberta Council on Admissions and Transfer
- Devron Gaber, BC Council on Admissions and Transfer
- Jean Karlinski, BC Council on Admissions and Transfer

ARUCC 2012 Conference - June 25-28 - Ottawa, ON

---

---

---

---

---

---

---

---

**ARUCC 2012**  

## Research Subcommittee Members

- Ursula McCloy, Higher Education Quality Council of Ontario
- Lisa O'Connell, Maritime Provinces Higher Education Commission
- Natalia Ronda, Council of Ministers of Education, Canada
- Kate Ross, Simon Fraser University (representing ARUCC)
- Kevin Shufflebotham, Alberta Council on Admissions and Transfer

ARUCC 2012 Conference - June 25-28 - Ottawa, ON

---

---

---

---

---

---

---

---

**ARUCC 2012**  

## Development of Dual Focus Project

- Ontario developing transfer system
- Need for data on extent of transfer
- Two Ontario organizations (CUCC and HEQCO) provided funds for Ontario focus on intra-provincial transfer
- We will report first on findings from national study, then on Ontario study

ARUCC 2012 Conference - June 25-28 - Ottawa, ON

---

---

---



---

---

---

---

---

**ARUCC 2012**  

## Methodology

- Survey developed with 2 parts:
  - Part 1 requested actual student data
  - Part 2 requested info on data availability for future research
- Survey of all universities on inter-jurisdictional, including Ontario institutions
- Survey of Ontario only on intra-provincial

ARUCC 2012 Conference - June 25-28 - Ottawa, ON

---

---

---



---

---

---

---

---

**ARUCC 2012**  

## Methodology

- Survey sent out electronically through ARUCC list serve, plus national and regional reminders
- Institutions surveyed if:
  - Members of AUCC or ARUCC
  - Degree granting public universities
  - Degree granting Colleges of Applied Arts and Technology (CAATs) in Ontario

ARUCC 2012 Conference - June 25-28 - Ottawa, ON

---

---

---

---

---

---

---

---

**ARUCC 2012**  

## Methodology

- Student exclusions:
  - Undergraduate students in faculties of Education and professional faculties (Law, Medicine, Dentistry, Veterinary Medicine)
  - International students
  - Students who moved from private institutions
  - Graduate students

ARUCC 2012 Conference - June 25-28 - Ottawa, ON

---

---

---



---

---

---

---

---

**ARUCC 2012**  

## Methodology

- Data masking for populations of fewer than 5
- Reporting by jurisdiction rather than institution, or institutional level reporting with made-up names (e.g., Institution X or Y)
- Athabasca gave permission to report its data separately
- Institutions named in Ontario study

ARUCC 2012 Conference - June 25-28 - Ottawa, ON

---

---

---



---

---

---

---

---

**ARUCC 2012**  

## Methodology

- Important distinction between transfer and mobile students
- Transfer student receives some transfer credit on admission to receiving institution
- Mobile student also moves between institutions but receives no transfer credit

ARUCC 2012 Conference - June 25-28 - Ottawa, ON

---

---

---



---

---

---

---

---

**ARUCC 2012**  

## Survey Response

- Across Canada, 39% response rate to Part 1 and 36% to Part 2
- By volume of total enrolments at undergraduate level in 2009/10, Part 1 respondents account for 48% of pan-Canadian university enrolment
- Low response rate among francophone universities (Moncton and Ottawa)
- No response to Part 1 from Ontario CAATs

ARUCC 2012 Conference - June 25-28 - Ottawa, ON

---

---

---



---

---

---

---

---

**ARUCC 2012**  

## Survey Response

- Response rate varied across jurisdictions
  - Alberta, 6 of 8
  - British Columbia, 4 of 11
  - Manitoba, 2 of 5
  - New Brunswick, 2 of 4
  - Nova Scotia, 7 of 10
  - Ontario, 11 of 22 (not counting degree granting CAATs)
  - Quebec, 2 of 19
  - Saskatchewan, 2 of 3

ARUCC 2012 Conference - June 25-28 - Ottawa, ON

---

---

---



---

---

---

---

---

**ARUCC 2012**  

## Data Limitations

- Sampling in each jurisdiction or region is not representative
- Quality of data reported by universities varies
- No distinction made between students who physically move and those enrolled through distance education

ARUCC 2012 Conference - June 25-28 - Ottawa, ON

---

---

---



---

---

---

---

---

**ARUCC 2012**  

### Part 1 Survey Objectives/Questions

- Numbers of first-time undergraduate students transferring to a university from public post-secondary institutions in other Canadian jurisdictions (**inter-provincial transfer**) with and without award of transfer credit (transfer and mobile students) over a three-year period (2007/08 to 2009/10)
- Age and gender of these students

ARUCC 2012 Conference - June 25-28 - Ottawa, ON

---

---

---



---

---

---

---

---

**ARUCC 2012**  

### Part 1 Survey Objectives/Questions

- Jurisdiction and type of institution from which they came
- Faculty and/or degree program they enrolled in at the university to which they transferred
- Similar questions for students moving among Ontario institutions only (**intra-provincial transfer**)

ARUCC 2012 Conference - June 25-28 - Ottawa, ON

---

---

---

---

---

---

---

---

**ARUCC 2012**  

### Key Findings on Inter-Jurisdictional Transfer and Mobility: Part 1

ARUCC 2012 Conference - June 25-28 - Ottawa, ON

---

---

---

---

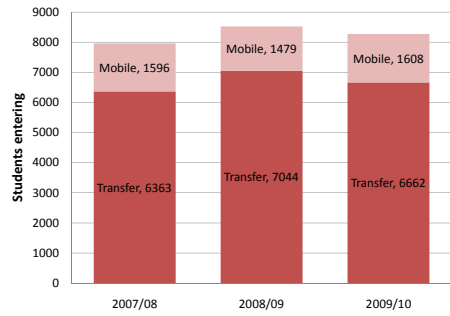
---

---

---

---

**Figure 1: Transfer and Mobile students entering all surveyed universities, by year**




---

---

---

---

---

---

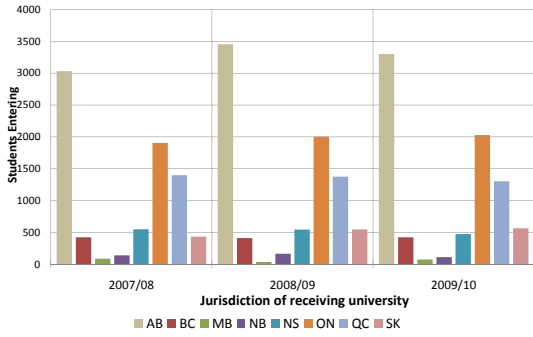
---

---

---

---

**Figure 2: Transfer and Mobile students entering surveyed universities by jurisdiction and year**




---

---

---

---

---

---

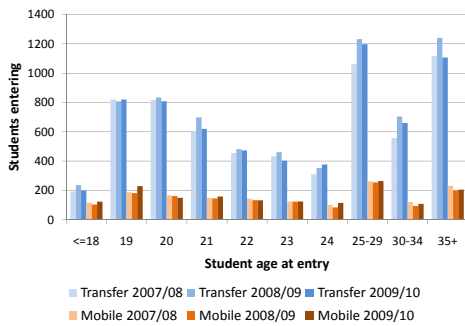
---

---

---

---

**Figure 5: Age profiles of Transfer and Mobile students entering reporting universities in all jurisdictions, by year**




---

---

---

---

---

---

---

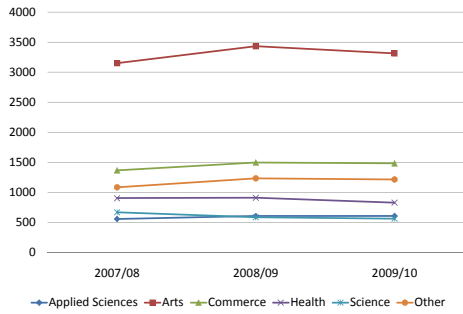
---

---

---



**Figure 11: Entering faculty of Mobile and Transfer students in all jurisdictions by year**




---

---

---

---

---

---

---

---

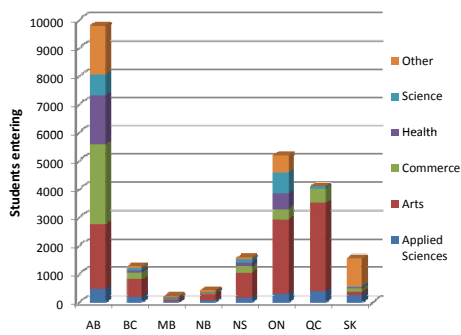
---

---

---

---

**Figure 13: Program choices of Transfer and Mobile students by jurisdiction, all years**




---

---

---

---

---

---

---

---

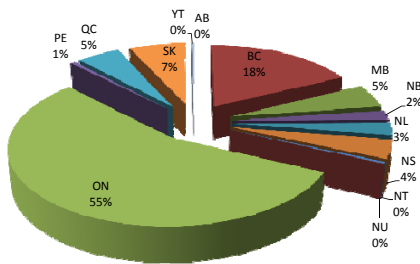
---

---

---

---

**Figure 18: Transfer and Mobile students entering Alberta universities by source jurisdiction, all years**




---

---

---

---

---

---

---

---

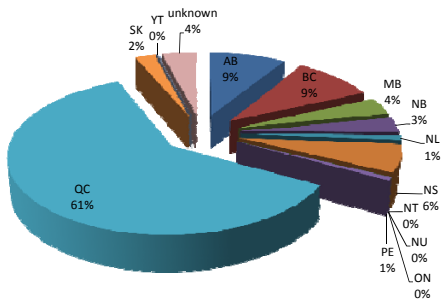
---

---

---

---

**Figure 24: Transfer and Mobile students entering Ontario universities by source jurisdiction, all years**




---

---

---

---

---

---

---

---

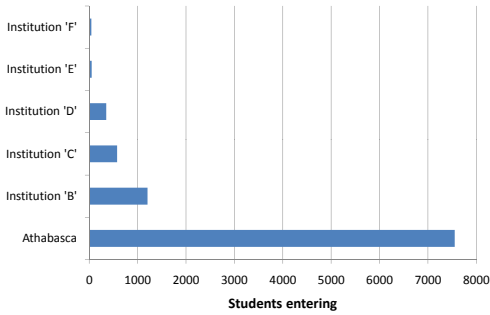
---

---

---

---

**Figure 28: Transfer and Mobile students entering Alberta universities, all years**




---

---

---

---

---

---

---

---

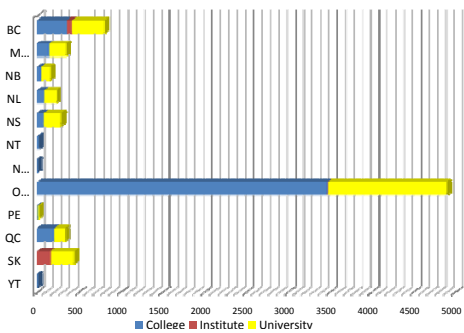
---

---

---

---

**Figure 32: Transfer and Mobile students entering Athabasca University by jurisdiction and institution type, all years**




---

---

---

---

---

---

---

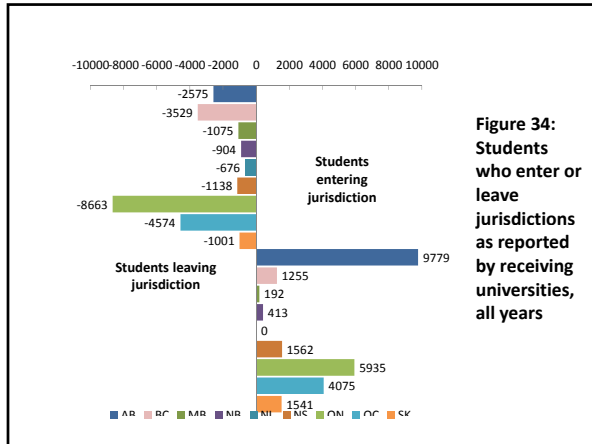
---

---

---

---

---



**Figure 34:**  
Students who enter or leave jurisdictions as reported by receiving universities, all years

---

---

---

---

---

---

---

---

---

---

**ARUCC 2012**

**Findings on Data Availability From Universities for Future Research: Part 2**

ARUCC 2012 Conference - June 25-28 - Ottawa, ON

---

---

---

---

---

---

---

---

---

---

**ARUCC 2012**

**Realistic to Expect Reporting**

- Name and location of previous post-secondary institution last attended ('institution' must be pre-defined)
- Dates of attendance (month and year)
- Quantity and sources of transfer credit
- Program at time of entry

ARUCC 2012 Conference - June 25-28 - Ottawa, ON

---

---

---

---

---

---

---

---

---

---

**ARUCC 2012**  

### Realistic to Expect Reporting

- Latest program enrolled in
- Performance after entry
- Credentials earned
- Performance at time of credential completion

ARUCC 2012 Conference - June 25-28 - Ottawa, ON

---

---

---



---

---

---

---

---

**ARUCC 2012**  

### Unrealistic to Expect Reporting

- Previous credentials earned
- Previous credit earned or attempted
- Previous faculty or program pursued
- Previous performance
- Reason why transfer credit was not granted
- Proportion by source of credit applied to a credential

ARUCC 2012 Conference - June 25-28 - Ottawa, ON

---

---

---



---

---

---

---

---

**ARUCC 2012**  

### Conclusions

- Number of students moving to universities across jurisdictions is small
- Females outnumber males, particularly for transfer students (63%)
- Students are relatively older than other first-time university entrants
- Intra-provincial transfer far outnumbers inter-jurisdictional transfer

ARUCC 2012 Conference - June 25-28 - Ottawa, ON

---

---

---



---

---

---

---

---

**ARUCC 2012**  

## Conclusions

- Majority of students (80%) receive some transfer credit at receiving university
- Athabasca is a huge player in inter-jurisdictional transfer, but many of these students may not actually move provinces
- Geographical proximity is very important to mobility patterns, even across borders

ARUCC 2012 Conference - June 25-28 - Ottawa, ON

---

---

---

---

---



---

---

---

---

---

**ARUCC 2012**  

## Recommendations

- Key research questions have been answered
- No further widespread research based on survey data should be done by PCCAT in near future
- Systematic approach to collecting data would provide more complete data set for accurate inflow and outflow data

ARUCC 2012 Conference - June 25-28 - Ottawa, ON

---

---

---

---

---

---

---

---

---

---

**ARUCC 2012**  

## Recommendations

- PCCAT, CMEC, and ARUCC should review former efforts by Stats Canada and determine if streamlined data (as suggested by Part 2 of survey) could more readily be collected nationally
- Efforts should be made to understand extent of student mobility and transfer at provincial level
- Any future research should address role of distance education in student mobility

ARUCC 2012 Conference - June 25-28 - Ottawa, ON

---

---

---

---

---

---

---

---

---

---

**ARUCC**  
2012 



**Questions  
on Inter-Jurisdictional  
Transfer and Mobility**

ARUCC 2012 Conference - June 25-28 - Ottawa, ON

---

---

---


---


---

---

---

---

**ARUCC**  
2012 



**Findings from Ontario Study on  
Intra-Provincial Mobility and  
Transfer**

ARUCC 2012 Conference - June 25-28 - Ottawa, ON

---

---

---


---


---

---

---

---

**ARUCC**  
2012 



**Purpose of Research**

- Gather information on intra-Ontario credit transfer among degree granting institutions including "visiting students"
- Inform provincial initiatives in postsecondary credit transfer through data on credit transfer
- Identify both current capacity of institutions to report data as well as future capacity to collect data

ARUCC 2012 Conference - June 25-28 - Ottawa, ON

---

---

---

---

---

---

---

---



### Nature of Research

- Duplicated Pan-Canadian survey questions related to transfer activity and data reporting capacity
- Requested information on transfer activity among Ontario institutions in survey period
- Requested information on level of “visiting student” activity in survey period

---

---

---

---

---

---

---

---



### Findings: Where do transfer students go?

- Of the ten institutions responding to the survey, the greatest activity is seen at York (2,000+ students per year) followed by Guelph, Ottawa and Toronto (approximately 600+ students per year)

---

---

---

---

---

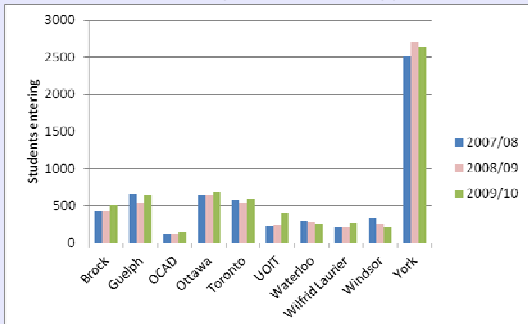
---

---

---



Students entering Ontario universities by year




---

---

---

---


---

---

---

---

**ARUCC 2012**



**Findings: The impact of distance learning**

- Of the ten universities responding to the survey, York received the highest number of transfer students from both colleges and universities during the period of the survey
- The second highest number of Ontario transfer students from both colleges and universities went to Athabasca University

ARUCC 2012 Conference - June 25-28 - Ottawa, ON

---

---

---

---

---

---


---

---

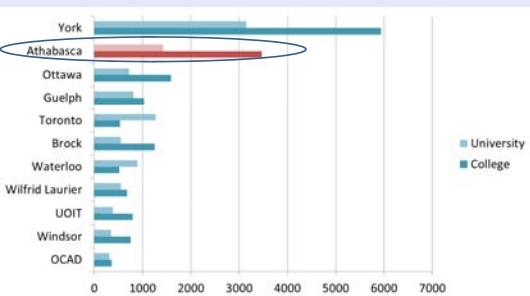
---

---

**ARUCC 2012**



**Number of transfer and mobile students entering Ontario universities and Athabasca University, 2007-2009**



Institution	University	College
York	~6000	~3000
Athabasca	~1500	~1500
Ottawa	~1500	~1000
Guelph	~1000	~1000
Toronto	~1000	~1000
Brock	~1000	~1000
Waterloo	~1000	~1000
Wilfrid Laurier	~1000	~1000
UOIT	~1000	~1000
Windsor	~1000	~1000
OCAD	~1000	~1000

ARUCC 2012 Conference - June 25-28 - Ottawa, ON

---

---

---

---

---

---


---

---

---

---

**ARUCC 2012**



**Findings: Where do transfer students come from?**

- Highest percentages of college students among all transfers were found at Windsor, York, Brock and Ottawa
- Lowest percentages were found at Toronto and Waterloo
- Slight decline in proportion of college students transferring to universities indicating possible preference to complete degree at college

ARUCC 2012 Conference - June 25-28 - Ottawa, ON

---

---

---

---

---

---

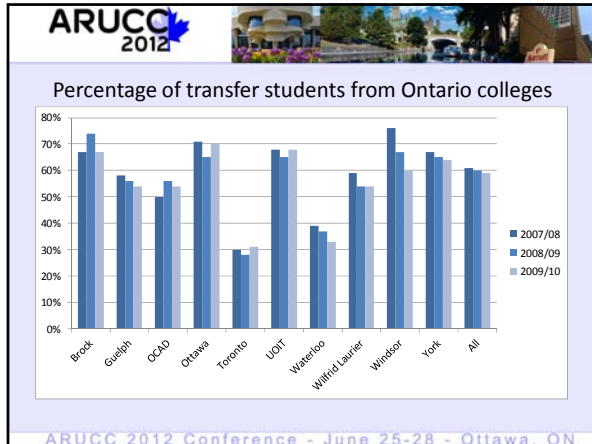
---

---

---

---






---

---

---

---

---

---

---

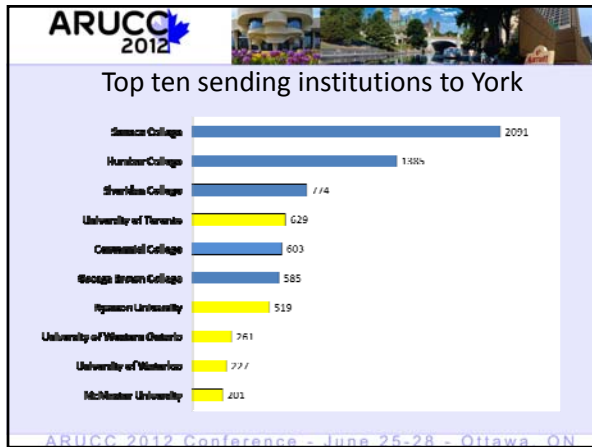
---

---

---

---

---




---

---

---

---

---

---

---

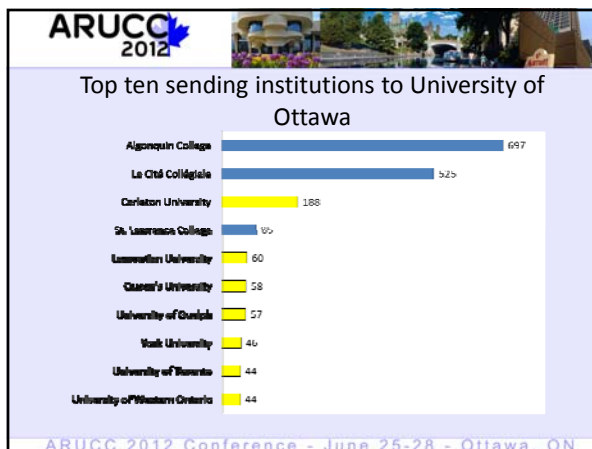
---

---

---

---

---




---

---

---

---

---

---

---

---

---

---

---

---



**Findings: Mobile and transfer student activity**

- The percentage of mobile vs transfer students entering a university from a college is relatively the same as the percentage entering from a university

---

---

---

---

---

---

---

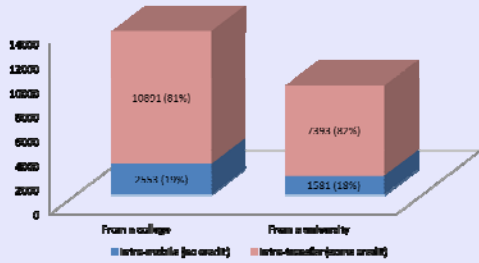
---

---

---



**Comparison between types of source institution for Ontario intra-transfer and intra-mobile students**




---

---

---

---

---

---

---

---

---

---



**What more do we need to know?**

Not yet a clear picture

- Significant players missing from survey
- Respondents enroll 60% of Ontario undergraduates but second largest receiver of college transfer students was not included
- No indication of affinity from first program to second
- Need to include transfers to college degrees

---

---

---

---

---

---

---

---

---

---



### Next Steps for Ontario

- Government intention to survey all institutions
- Will use same definitions where possible
- Will build on responses received
- Will add additional questions
- Looking for measurable and auditable data
- Intent is to inform development of accountability framework

---

---

---

---

---

---

---

---